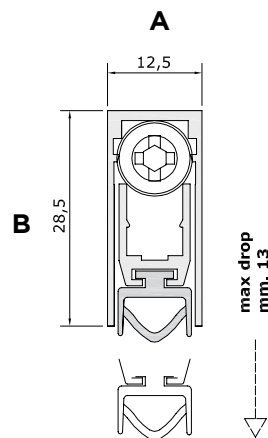


420_S




TOOLS REQUIRED



STANDARD SIZE (mm)	330	430	530	630	730	830	930	1030	1130	1230	1330
Z (mm)	70	130	200	200	200	200	200	200	200	200	200


1

$Y = X - 5\text{mm.}$



2

$Y = X - 5\text{mm.}$



FITTING INSTRUCTIONS SLIDE AND SCREW FIXING METHOD


- 34 dB
- 30 Min.
- 200.000 cicli
- 2,30 m³ / h / m - 25 Pa




3




4.a



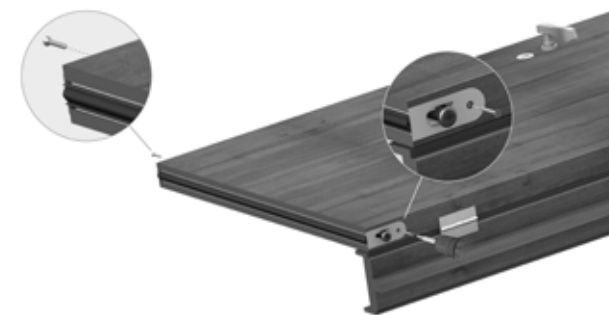
5.a



4.b



5.b



OPTIONAL
END-CLIP FIXING METHOD

6

